

DAILY SPICES REPORT

16 May 2024

- JEERA
- DHANIYA
- TURMERIC



NCDEX Future Market Update

Commodity	Expiry	Open	High	Low	Close	% Change
TURMERIC	20-Jun-24	17,692.00	18,450.00	17,692.00	18,160.00	1.37
TURMERIC	20-Aug-24	18,172.00	18,924.00	18,172.00	18,676.00	0.97
JEERA	20-Jun-24	26,905.00	27,645.00	26,825.00	27,060.00	-0.93
JEERA	19-Jul-24	26,375.00	27,100.00	26,375.00	26,740.00	-2.66
DHANIYA	20-Jun-24	7,410.00	7,492.00	7,404.00	7,434.00	0.51
DHANIYA	19-Jul-24	7,530.00	7,564.00	7,500.00	7,522.00	0.35

Spot Market Update

Commodity	Place	Price	% Chg
Jeera	उंझा	28,988.50	-0.03
Jeera	जोधपुर	29,500.00	-0.51
Dhaniya	गोंडल	7,507.60	0.29
Dhaniya	कोटा	7,676.00	0.56
Turmeric (Unpolished)	निजामाबाद	16,570.60	-1.13
Turmeric (Farmer Polished)	निजामाबाद	17,483.35	0.35

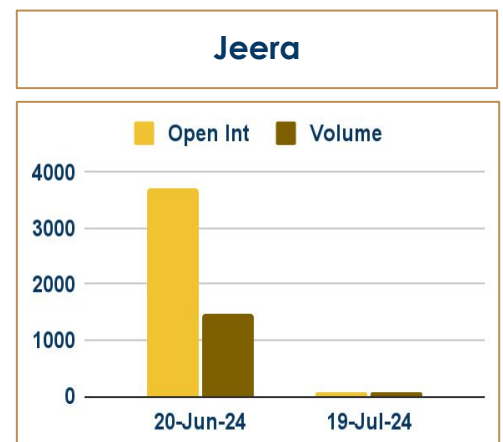
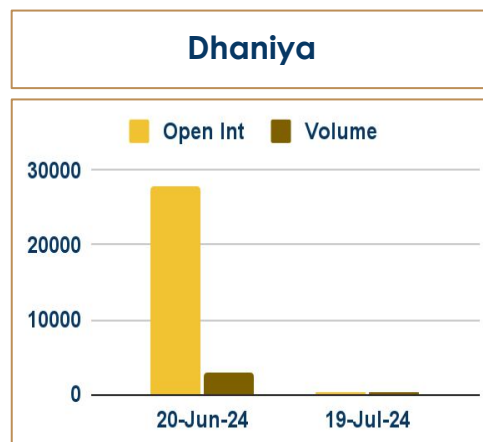
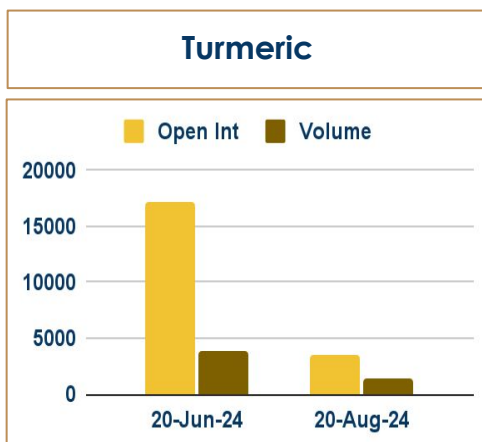
Currency Market Update

Currency	Country	Rates
USDINR	India	83.44
USDCNY	China	7.21
USDBDT	Bangladesh	116.36
USDHKD	Hongkong	7.80
USDMYR	Malaysia	4.68
USDAED	UAE	3.67
EURUSD	Europe	1.09

Open Interest Snapshot

Commodity	Expiry	% Change	% Oi Change	Oi Status
TURMERIC	20-Jun-24	1.37	-4.24	Short Covering
TURMERIC	20-Aug-24	0.97	33.77	Fresh Buying
JEERA	20-Jun-24	-0.93	-0.56	Long Liquidation
JEERA	19-Jul-24	-2.66	45.00	Fresh Selling
DHANIYA	20-Jun-24	0.51	-0.34	Short Covering
DHANIYA	19-Jul-24	0.35	46.81	Fresh Buying

OI & Volume Chart



Technical Snapshot



BUY JEERA JUN @ 26800 SL 26400 TGT 27300-27600. NCDEX

Spread JEERA JUL-JUN -320.00

Observations

Jeera trading range for the day is 26360-28000.

Jeera dropped on profit booking after prices gained as arrival pace has started slowed down.

Global buyers preferred Indian jeera with tightening global supplies.

New arrivals have started in Gujarat since last 20-25 days and new arrivals have started in Rajasthan also since last 15 days.

In Unjha, a major spot market, the price ended at 28988.5 Rupees dropped by -0.03 percent.

Trading Levels

Commodity	Expiry	Close	R2	R1	PP	S1	S2
JEERA	20-Jun-24	27,060.00	28000.00	27540.00	27180.00	26720.00	26360.00
JEERA	19-Jul-24	26,740.00	27470.00	27110.00	26740.00	26380.00	26010.00

Technical Snapshot



BUY DHANIYA JUN @ 7400 SL 7300 TGT 7500-7600. NCDEX

Spread DHANIYA JUL-JUN 88.00

Observations

Dhaniya trading range for the day is 7356-7532.

Dhaniya gains on short covering after prices dropped due to good arrivals in major markets

Daily arrival of 40000 bags witnessed in Ramganj mandi and around 20000 to 30000 bags coming in Kota.

Traders are reporting decline in yield highlighting the challenges faced in coriander cultivation

In Gondal, a major spot market, the price ended at 7507.6 Rupees gained by 0.29 percent.

Trading Levels

Commodity	Expiry	Close	R2	R1	PP	S1	S2
DHANIYA	20-Jun-24	7,434.00	7532.00	7484.00	7444.00	7396.00	7356.00
DHANIYA	19-Jul-24	7,522.00	7592.00	7556.00	7528.00	7492.00	7464.00

Technical Snapshot



BUY TURMERIC JUN @ 17800 SL 17500 TGT 18300-18600. NCDEX

Spread TURMERIC AUG-JUN 516.00

Observations

Turmeric trading range for the day is 17342-18858.

Turmeric prices gained as farmers are holding back stocks in anticipation of a further rise.

The current heat wave could severely damage the crop yield, further contributing to the supply crunch.

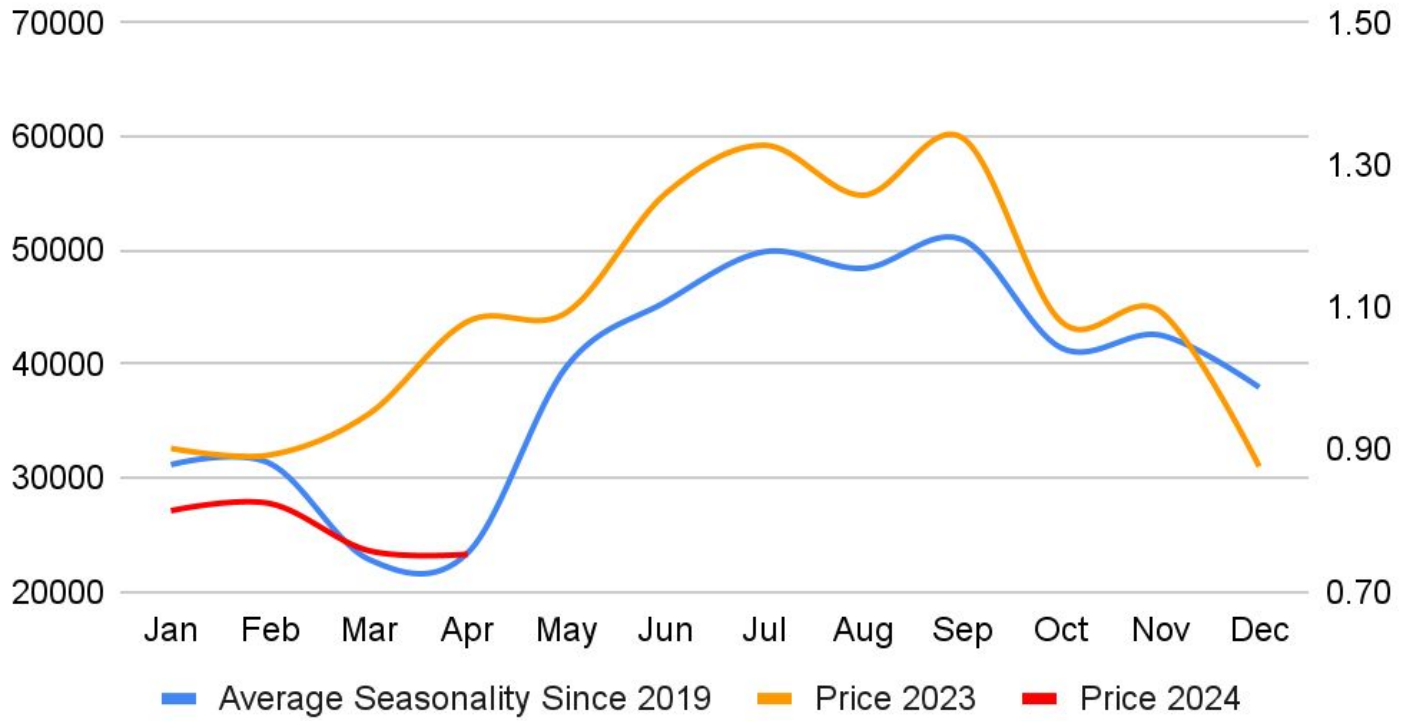
The Ministry of Agriculture first advance estimate for turmeric production in 2023-24 is estimated at 10.74 lakh tonnes

In Nizamabad, a major spot market, the price ended at 17483.35 Rupees gained by 0.35 percent.

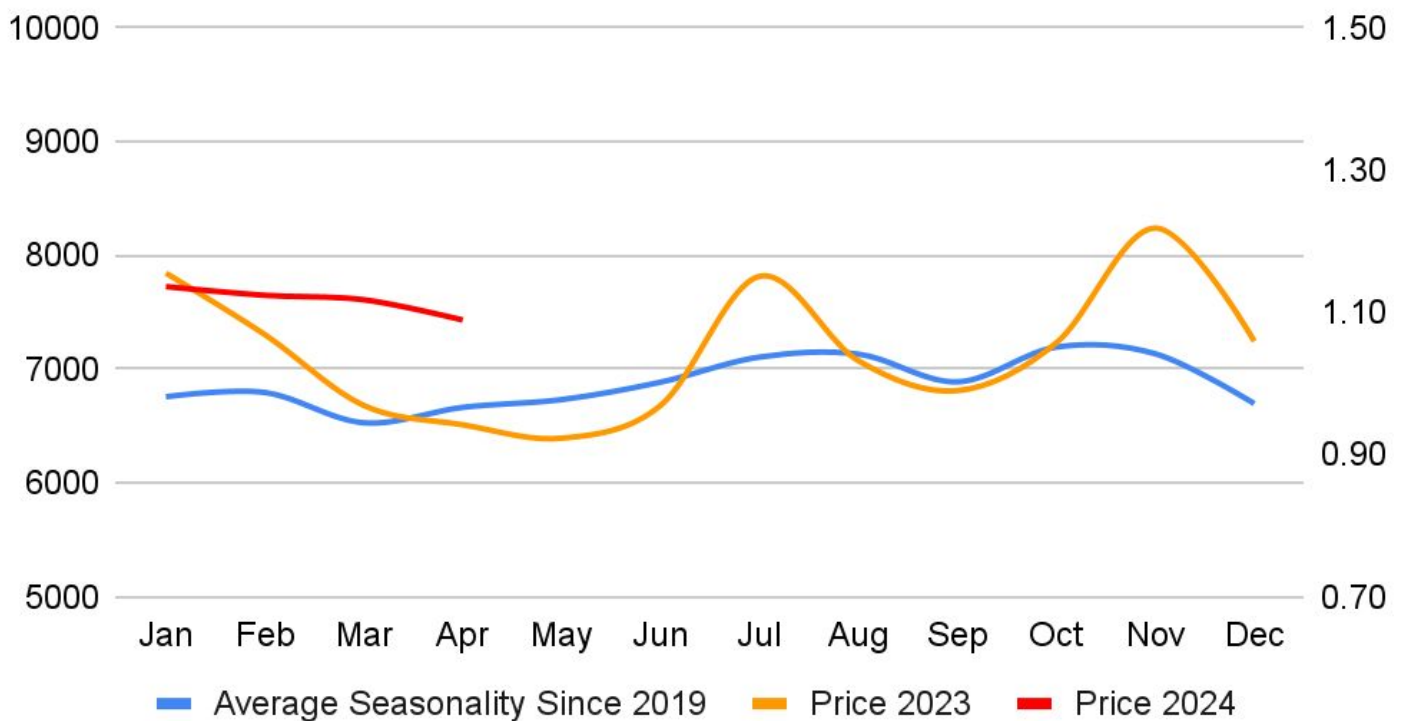
Trading Levels

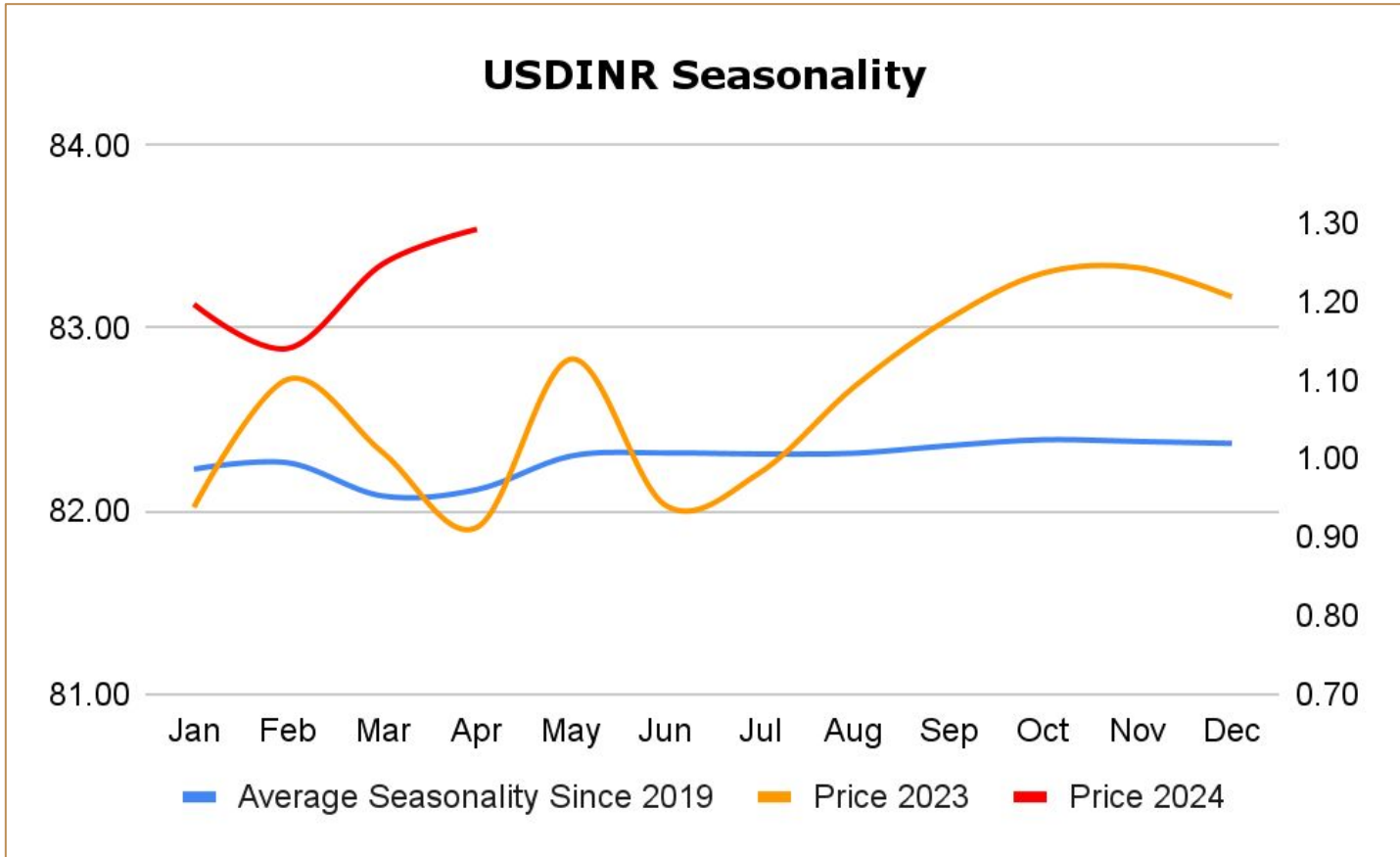
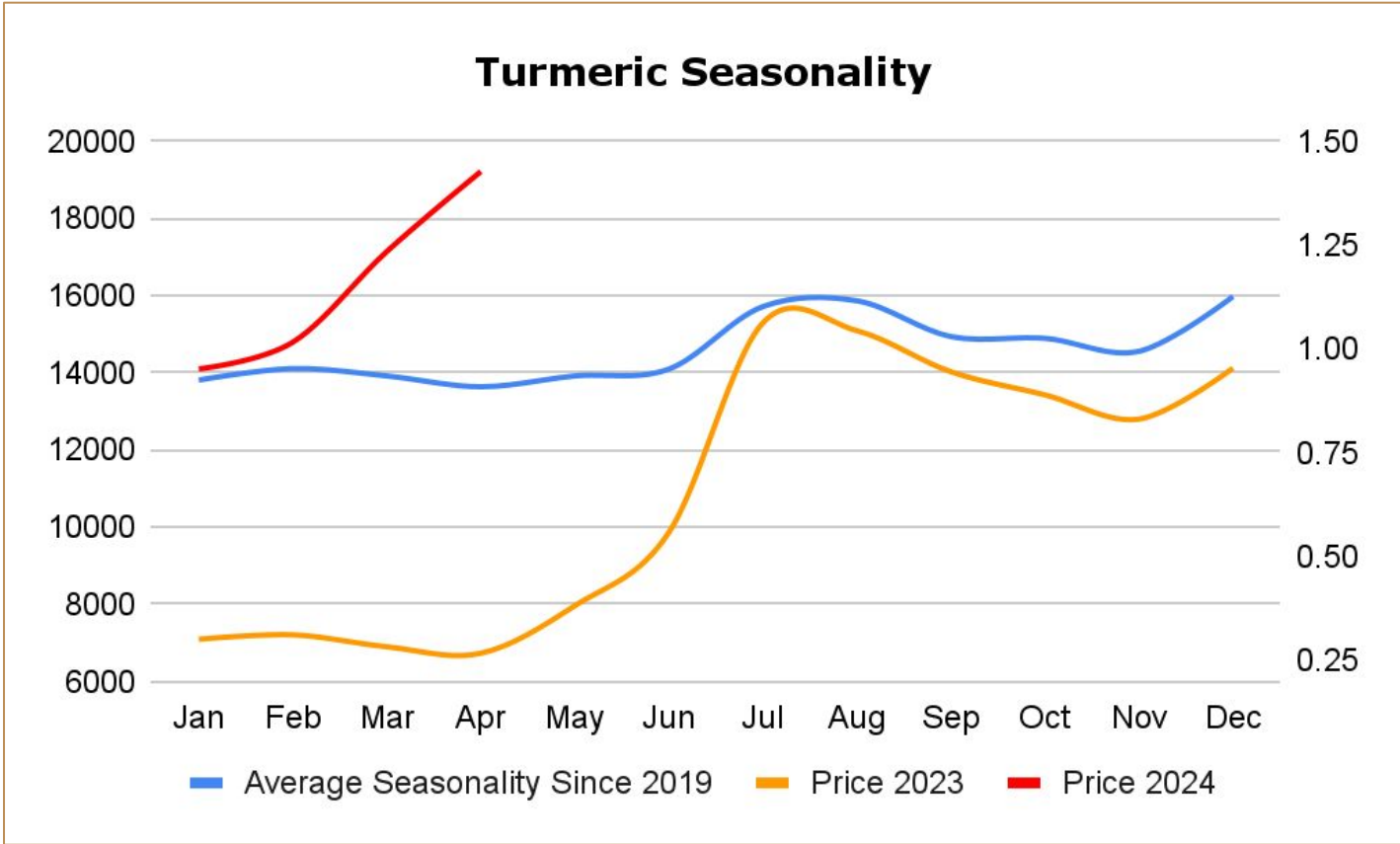
Commodity	Expiry	Close	R2	R1	PP	S1	S2
TURMERIC	20-Jun-24	18,160.00	18858.00	18508.00	18100.00	17750.00	17342.00
TURMERIC	20-Aug-24	18,676.00	19342.00	19008.00	18590.00	18256.00	17838.00

Jeera Seasonality



Dhaniya Seasonality





This Report is prepared and distributed by Kedia Stocks & Commodities Research Pvt Ltd. Our SEBI REGISTRATION NUMBER - INH000006156. for information purposes only. The recommendations, if any, made herein are expressions of views and/or opinions and should not be deemed or construed to be neither advice for the purpose of purchase or sale through KSCRPL nor any solicitation or offering of any investment /trading opportunity. These information/opinions/ views are not meant to serve as a professional investment guide for the readers. No action is solicited based upon the information provided herein. Recipients of this Report should rely on information/data arising out of their own investigations. Readers are advised to seek independent professional advice and arrive at an informed trading/investment decision before executing any trades or making any investments. This Report has been prepared on the basis of publicly available information, internally developed data and other sources believed by KSCRPL to be reliable. KSCRPL or its directors, employees, affiliates or representatives do not assume any responsibility for or warrant the accuracy, completeness, adequacy and reliability of such information/opinions/ views. While due care has been taken to ensure that the disclosures and opinions given are fair and reasonable, none of the directors, employees, affiliates or representatives of KSCRPL shall be liable for any direct, indirect, special, incidental, consequential, punitive or exemplary damages, including lost profits arising in any way whatsoever from the information/opinions/views contained in this Report. The possession, circulation and/or distribution of this Report may be restricted or regulated in certain jurisdictions by appropriate laws. No action has been or will be taken by KSCRPL in any jurisdiction (other than India), where any action for such purpose (s) is required. Accordingly, this Report shall not be possessed, circulated and/ or distributed in any such country or jurisdiction unless such action is in compliance with all applicable laws and regulations of such country or jurisdiction. KSCRPL requires such a recipient to inform himself about and to observe any restrictions at his own expense, without any liability to KSCRPL. Any dispute arising out of this Report shall be subject to the exclusive jurisdiction of the Courts in India.

KEDIA ADVISORY

KEDIA STOCKS & COMMODITIES RESEARCH PVT LTD

Mumbai, India

SEBI REGISTRATION NUMBER - INH000006156

For more details, please contact: +91 93234 06035 / 96195 51022

Email: info@kediaadvisory.com

Regd.Off.: 1, 2, 3 & 4, 1st Floor, Tulip Bldg, Flower Valley Complex, Khadakpada Circle,
Kalyan-(W), Mumbai-421301